

# SUMMARY PROFILE

This Summary Profile provides highlights about your mass centre from the 2021 National Church Life Survey

## St Mary of the Cross MacKillop, Oran Park Catholic Church



Full Profile

Coming soon: Your full Church Life Profile will contain comprehensive results with comparisons to other benchmarks

### The People of this Church:

#### Most value:



**53%** Celebrating the Eucharist/ receiving Holy Communion



**36%** Sermons and homilies



**33%** Praying for one another



**25%** Wider community care or social justice emphasis

#### Want to give attention to:



**37%** Building a strong sense of community



**36%** Spiritual growth (e.g. direction)



**26%** Liturgies that are nurturing to people's faith



**26%** Ministry to children and youth

Note: Attenders could select up to three options so percentages may not add up to 100%.

### Inside

People of This Church	2	How People Relate to Each Other	6
Church Attendance and Background	3	How People Relate to the Wider Community	7
What People Value and Prioritise	4	Vision, Innovation & Leadership Culture	8
How People Relate to God	5		



# People of This Church

This Summary Profile contains a snapshot of your church's unique results from the 2021 National Church Life Survey. This profile is based on 427 responses from attenders aged 15+ and 121 responses from children aged 8 - 14 years.

Supporting resources available at [2021ncls.org.au](https://2021ncls.org.au) may also help you you make best use of your results, to strengthen the vitality of your church, grow an owned vision and plan for the future.



## Demographic profile

### Gender



**60%** are female

**40%** are male

Note: The percent for those who chose 'other' will be included in denominational and national reports. Figures have been rounded to 100%.

### Marital Status

**77%** are currently married

### Ethnicity

**45%** are born in Australia

**55%** are born overseas

**51%** speak a language other than English at home

### Employment

**48%** are employed full-time (30 hours plus)

**21%** are retired

### Education

**47%** have a university degree

**32%** have a trade certificate or secondary school education



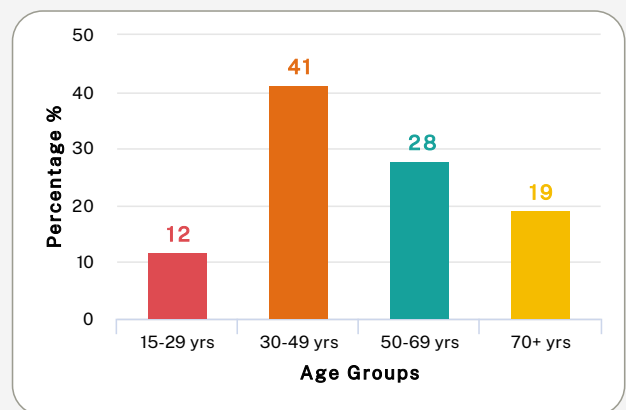
## Age and intergenerational ministry

**50 yrs** is the average age of attenders over 15

**71%** are satisfied with what is offered for children aged under 12 years

**70%** are satisfied with what is offered for youth aged 12 to 18

**91%** agree that people of all ages are encouraged to get involved at this local church



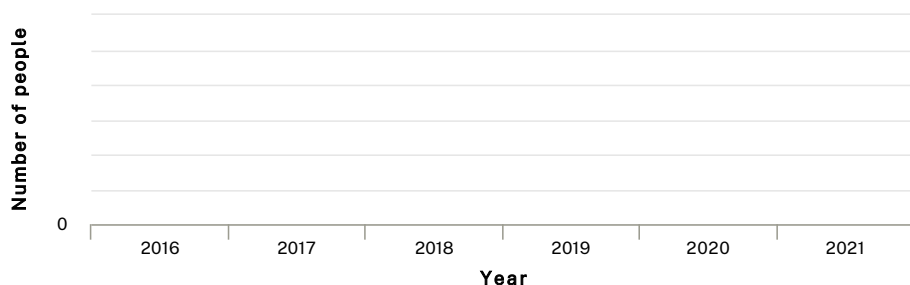


# Church Attendance and Background



## Attendance patterns

### Estimated attendance



No data was provided for this chart.

Please consider estimates of attendance for your church over time.

### Attendance at this mass centre (including online)

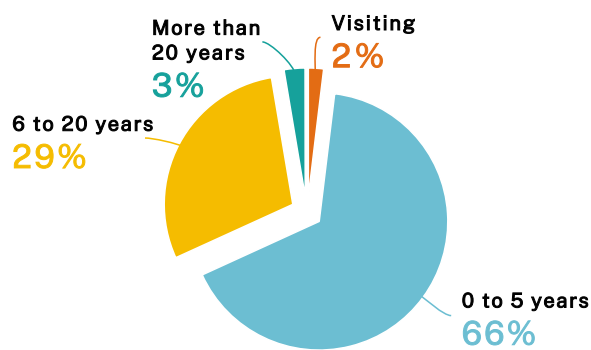
- 92%** are frequent attenders (monthly or more)
- 76%** attend weekly or more
- 32%** have attended this mass centre for more than five years

### Attendance elsewhere (in person or online)\*

- 47%** do not attend any other church
- 34%** attend elsewhere, in person
- 27%** attend elsewhere, via online services

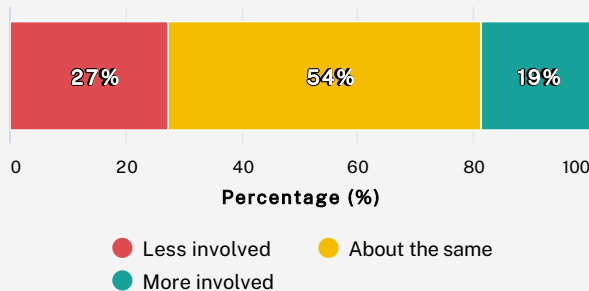
\*Note: Attenders could choose more than one option

### Length of time attending this mass centre



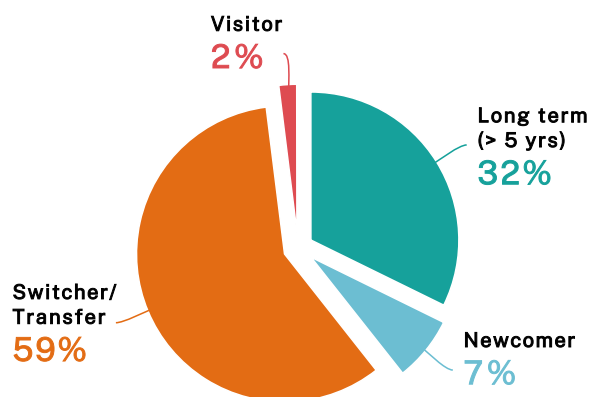
### Impact of COVID-19

Current involvement compared to 2019 (before COVID-19)



## Church background

**66%** of attenders here are new arrivals to this local church in the past 5 years

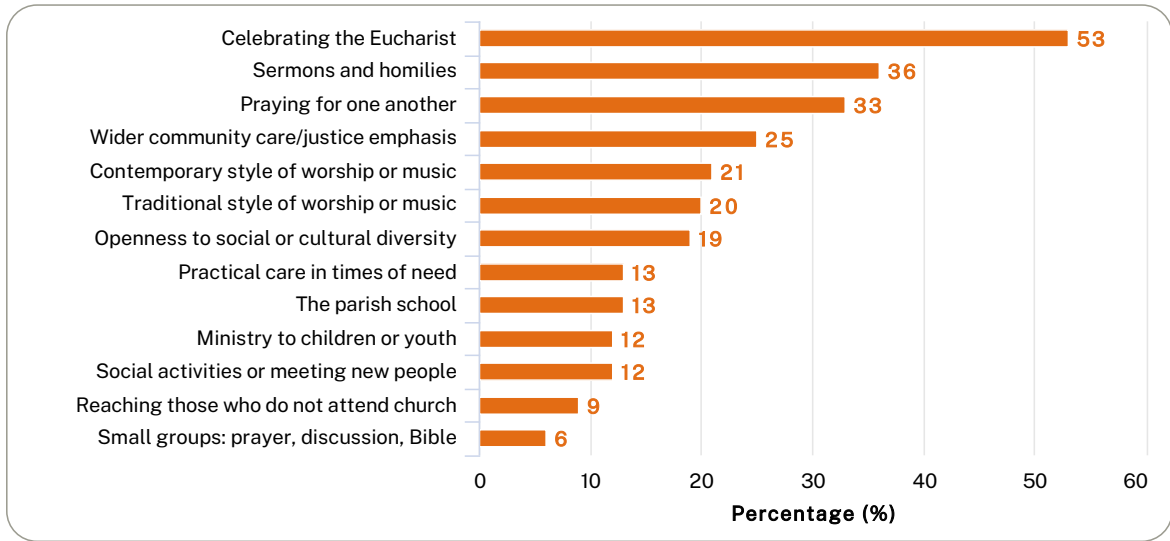


# What People Value and Prioritise



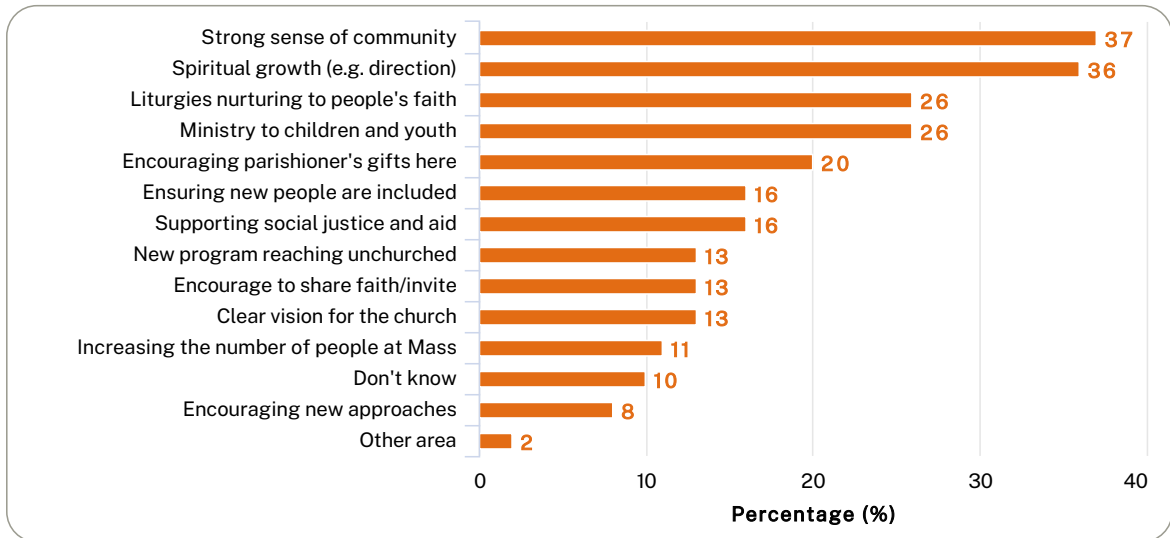
## What people value about this church

Attendees of this mass centre most value 'Celebrating the Eucharist/ receiving Holy Communion' and 'Sermons and homilies'.



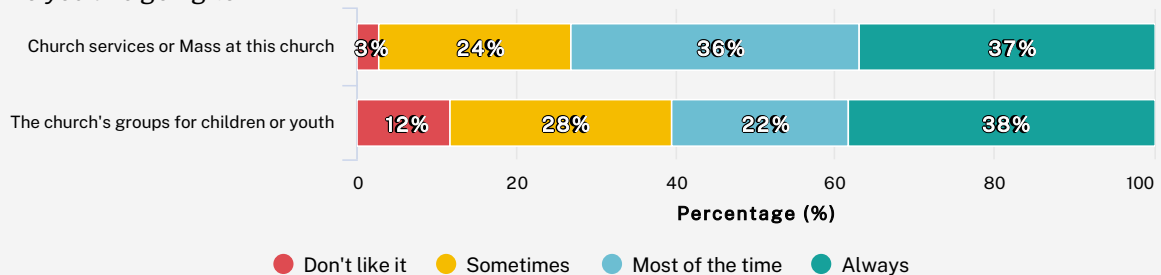
## Future priorities

Over the next 12 months most attendees would like priority given to: 'Building a strong sense of community' and 'Spiritual growth (e.g. direction)'.



## Children's views about church activities

Do you like going to...

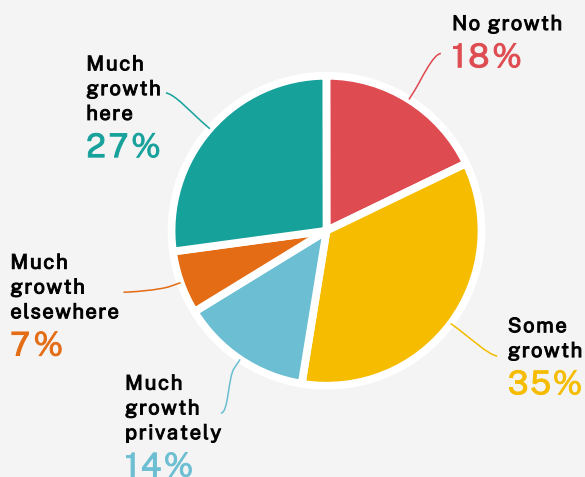


# How People Relate to God

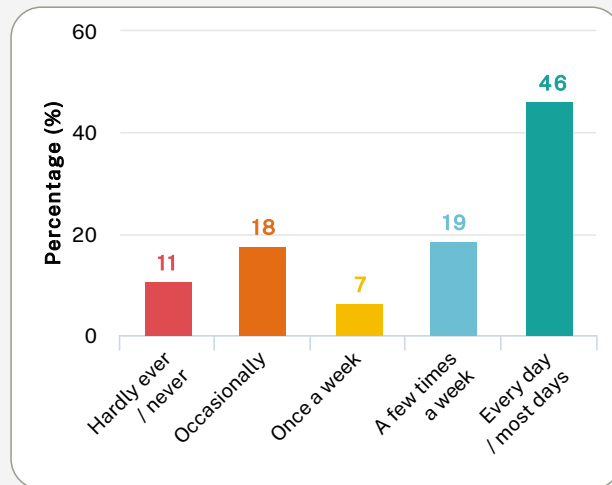


## Personal faith

**47%** of attenders said that they had experienced much growth in faith in the previous 12 months



**46%** spend time in prayer, Bible reading, meditation everyday or most days



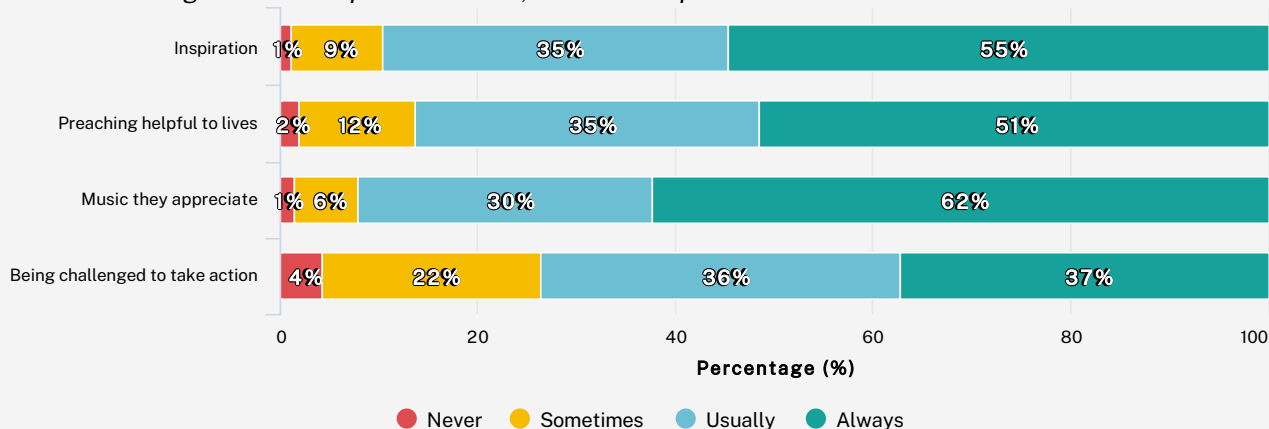
**88%** agree their faith influences decisions and actions in daily life

**96%** agree that 'my faith in God is an important part of who I am'



## Mass/church worship services

During Mass/worship services here, attenders experience:



## Children's views of God

**90%** agree 'God helps me lead a better life'

**89%** agree 'I know that Jesus is very close to me'



# How People Relate to Each Other



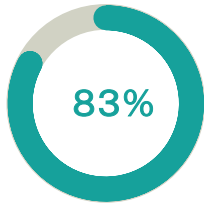
## Belonging and inclusion

**33%** always or mostly personally seek to make new arrivals welcome

**27%** are likely to follow up someone drifting away from church involvement

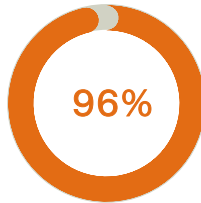
### Belonging

Have a strong sense of belonging



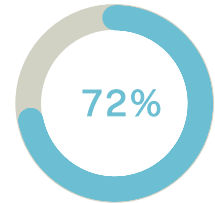
### Inclusive

Agree this church is inclusive of different kinds of people



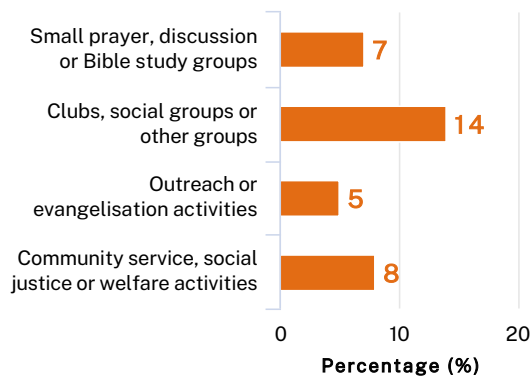
### Friendly

Found it easy to make friends in this parish

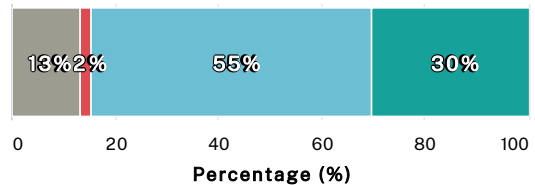


## Involvement

### Group involvement



**30%** want to be more involved at this parish

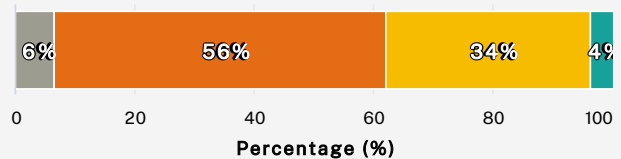


- I am unsure
- Want to be less involved
- Happy with current level
- Want to be more involved

## Financial giving

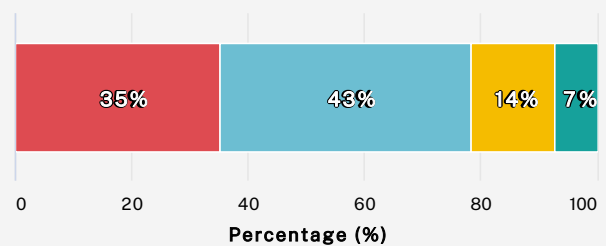
Patterns of giving to this parish (as a percent of net income).

- Do not contribute financially here
- Give a small amount when present
- Give less than 10%
- Give about 10% or more



## Children's relationship with others

Number of adults at church not in their families that children feel they can talk to about normal everyday things



- None
- 1-5 adults
- 6-10 adults
- More than 10 adults

# How People Relate to the Wider Community



## Involvement in groups

- 33%** of people participate in wider community groups
- 11%** are very actively involved in online groups (e.g. social media, community groups)

## Church-based activities

- 12%** reach out to the wider community through activities of this parish
- 8%** are part of community service activities
- 5%** are part of evangelistic activities



## Words and actions

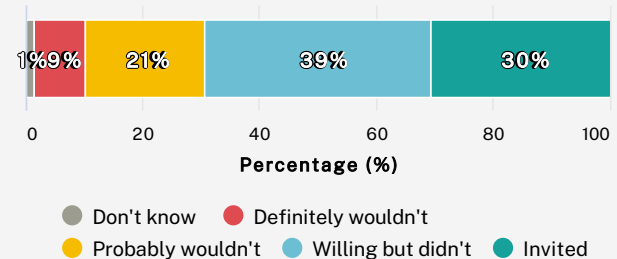
- 90%** talk about matters of faith with other members of their household (4% live alone)
- 21%** feel at ease talking about faith with others and look for opportunities to do so

## Attendees have offered to help others in the past 12 months

Donated money to a charitable organisation	<b>60%</b>
Lent or gave money to someone outside your family	<b>55%</b>
Given some of your possessions to someone in need	<b>39%</b>
Helped someone through a personal crisis (not sickness)	<b>37%</b>
Cared for someone who was very sick	<b>31%</b>
Visited someone in hospital	<b>27%</b>
Supported a campaign (online or other)	<b>25%</b>
Contacted a parliamentarian/councillor on a public issue	<b>10%</b>
Tried to stop someone abusing alcohol or drugs	<b>9%</b>
Attended a public meeting/march	<b>7%</b>

## Inviting others to church

- 30%** invited friends and relatives to Mass or another church service in this last year



## Acting for the environment

- 93%** agree that Christians have a responsibility to actively care for the environment
- 24%** are very active
- 35%** are a little active
- 34%** are currently not active



## Children's acts of service & justice

Children at this mass centre often do the following:

- 11%** talk to their school friends about God
- 22%** help raise money for poor people
- 38%** do things to help the environment

# Vision, Innovation & Leadership Culture

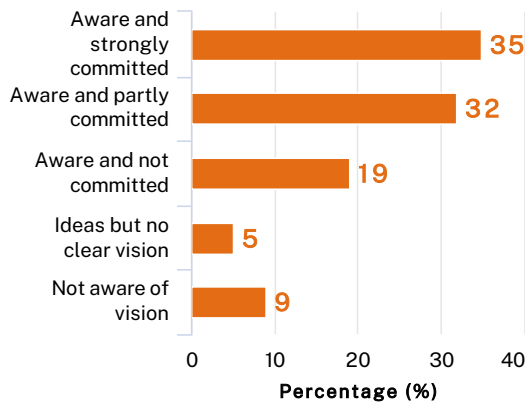


## Vision and innovation

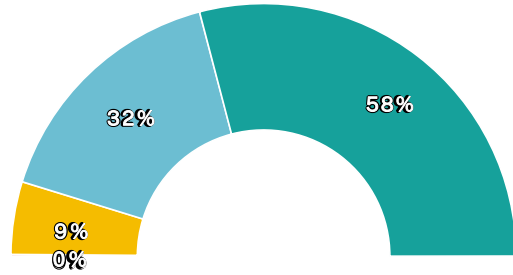
**35%** of people are both aware of and strongly committed to the vision and goals or directions for this parish

**75%** are fully confident that this parish can achieve the vision, goals or directions set

### Vision

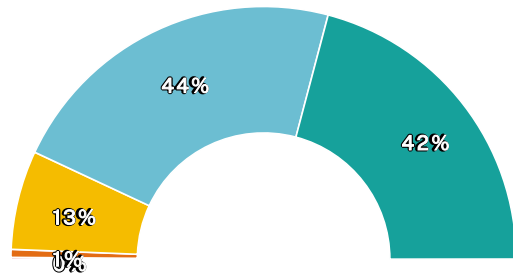


**90%** agree that this parish is always ready to try something new



● Strongly disagree ● Disagree ● Neutral  
● Agree ● Strongly agree

**86%** agree that they would support the development of new initiatives in the ministry and mission of this parish



● Strongly disagree ● Disagree ● Neutral  
● Agree ● Strongly agree



## Leadership culture

**93%** agree that this parish has good and clear systems for how it operates

**75%** agree it is easy to get involved in ministry at this mass centre (e.g. join a roster, take on a role)

**19%** of attenders perform a leadership or ministry role

**52%** agree 'leaders encourage me to find and use my gifts and skills to great or some extent'

**81%** agree 'leaders here inspire me to action'



## Role models for children

**77%** agree adults at church (including leaders) are good examples of people who follow Jesus

**99%** agree family members are good examples of people who follow Jesus